

TECHNICAL DATA BC50
Round Remote controlled Ethanol Burner (50 cm – 19,69 in)
Electronic ignition and security detectors

1. Technical data
2. Dimensions
3. Minimum dimensions of safety
4. Operating Procedure



Controls

Remote control, On/off button

Dry contact for home automation applications & remote control via Smartphone or remote commands



Ignition - Power

Automatic and secured ignition through low-voltage electronic induction electrodes

Feed pumps with high-tech membranes

AFIRE Ltd 2F, 6 London street, Paddington, W21HR LONDON - ENGLAND

AFIRE World Ltd 33, Ashley Road, Tsm Sha Tsui, Kowloon, Hong-Kong

Tel. : + 44 20 3286 7060 E-Mail : contact@a-fire.com Internet : www.a-fireplace.com www.a-fire.com

TECHNICAL DATA BC50
Round Remote controlled Ethanol Burner (50 cm – 19,69 in)
Electronic ignition and security detectors



Security

Electronic sensors that automatically halt the unit in case of malfunction
(CO², heat, levels, tank gauge, etc.)



Standards

All AFIRE devices comply with the following safety standards:
CE (Europe), FCC (USA), IC (Canada)

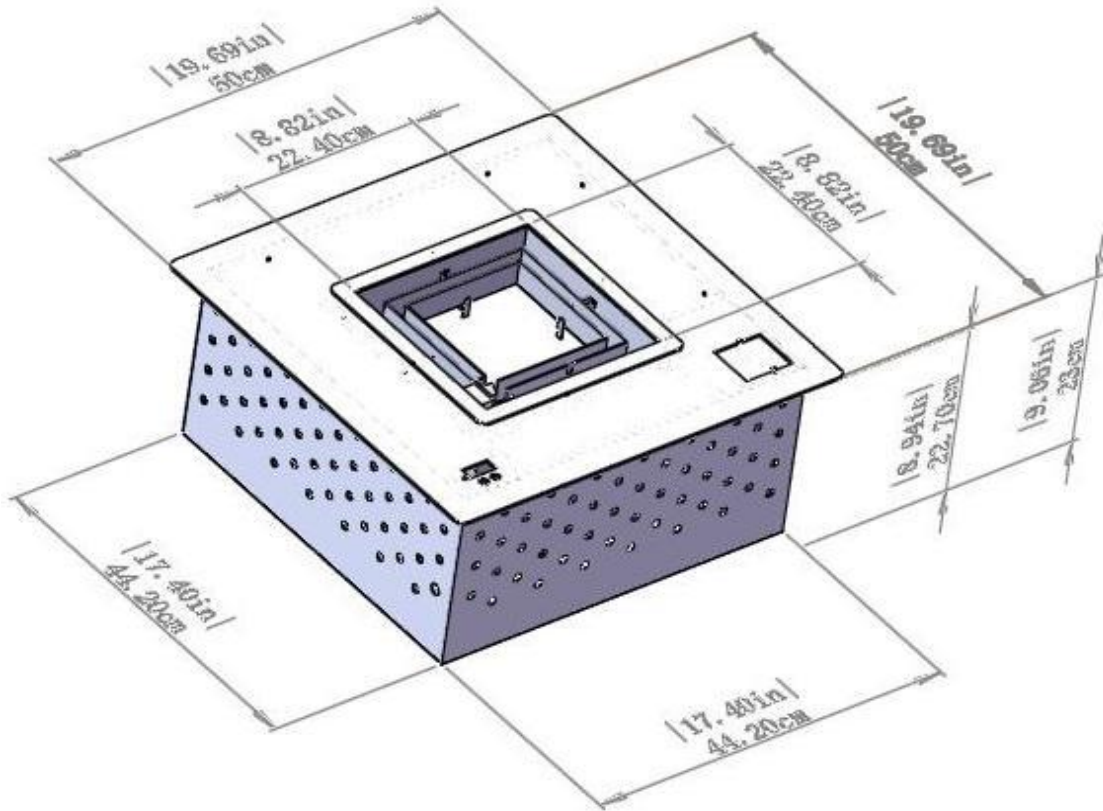


BC50 data



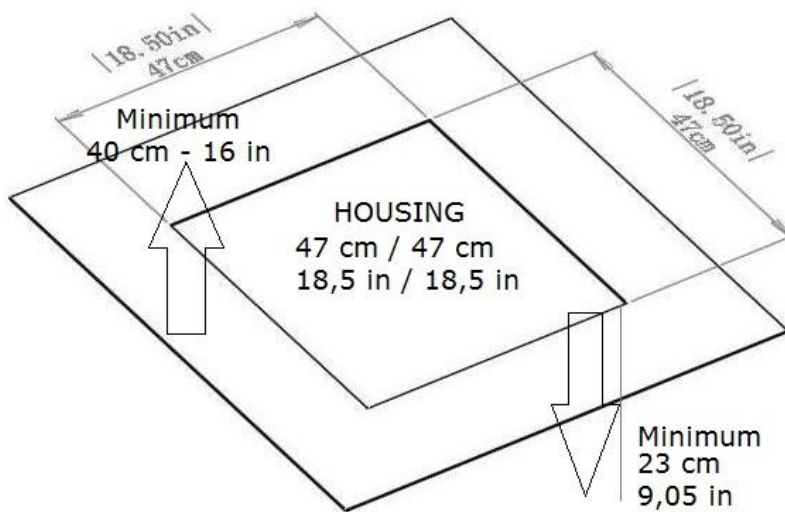
Dimensions: 50 / 50 / 21,3 cm – 19,69 / 19,69 / 8,39 in
Output: 8 100 W (27 000 BTU)
Consumption: 1,3 L/h (0,34 Gal/h)
Weight: 19kg (42 Lbs).
Tank capacity: 12 L (3,16 Gallons)

TECHNICAL DATA BC50
Round Remote controlled Ethanol Burner (50 cm – 19,69 in)
Electronic ignition and security detectors



Minimum dimensions of safety with non-combustible materials

Above: 400 mm; 16 inches. Edges: 80 mm; 3,2 inch. Back: 60 mm 2,5 inch.



TECHNICAL DATA BC50

Round Remote controlled Ethanol Burner (50 cm – 19,69 in)

Electronic ignition and security detectors

Operating procedure

A. Power supply

Connect the provided 12V adapter



4

B. Tank filling

Only use denatured ethanol 95 – 97%.

Press on the button **2**

The door is unlocked, open the door, remove the cap and fill the tank with a funnel.

When the tank is full, a beep warns you and a message is displayed on the LCD screen.

Put the cap back on and close the door of the tank.

After a few seconds the door will be automatically locked




Never fill the burner directly, fill the ethanol tank

C. Press on the remote control, the on/off switch (1) or the remote button to ignite or switch off the burner



on/off switch



tank opening **2** **1** on/off switch



dry contact for home automation